



# Trident

# Data Sheets

July 2011

# Technical Data

## UK Core Package

- 1 x Structure, 1 x Packing Bag, 1 x Protection Ground Sheet, 3 x Light Weight Zip in Night Sheets, 2 x Inflatable Closure, 12 x 1.5hp Fan (one spare), 1 x Log Book

## Structure

- PACKED SIZE:** • 2000mm x 1700mm x 1400mm (In bag)
- PACKED WEIGHT:** • Gross 1226Kgs (In bag)
- INFLATED SIZE:** • External – 24mø 8.2m high (for full dimensions refer to ga)  
• Internal – 20.9mø 5.7m high (for full dimensions refer to ga)
- MAX USABLE FLOOR AREA:** • 365m<sup>2</sup>
- PLOT SIZE REQUIRED:** • 26m x 26m plus
- ENTRANCE/EXIT SIZE:** • 7.2m x 2.6m (max) (for full dimensions refer to ga)
- FABRICS:** • PVC – rip stop nylon FR treated
- COLOURS:** • Combinations of white / black / silver / frosted available
- GROUND FIXINGS:** • Refer to engineering guidance notes

**NOTE:** Please refer to attached technical drawings for specific details on structure and accessory positions. Please note this information is given as guidance only. Inflate accept no responsibility for variations in dimensions or weights.

## Power and Fans

- FANS:** • 11 x 1.5HP + 1 spare
- MIN SECURE BACKED UP POWER:** • 40KVA
- FAN WEIGHT:** • 18 Kgs per fan (boxed)
- FAN DIMENSIONS:** • 590mm x 280mm x 560mm (boxed)

**NOTE:** It is the responsibility of the client (unless agreed otherwise) or site management to ensure that the power used for fans is secure and tested. The above power consumption is for fans only and covers no extra electrical items. No other item should be connected to the fans power lines. Inflate accepts no responsibility for damages to equipment or damages to inflatable structures, injuries to persons, or loss of earnings due to electrical power faults.

## Installation and Derig

- CREW:** • Min. 5 persons
- SET UP TIME:** • From 1 hour
- INFLATION TIME:** • 20 mins for structure when fixed
- DERIG TIME:** • From 1 hour

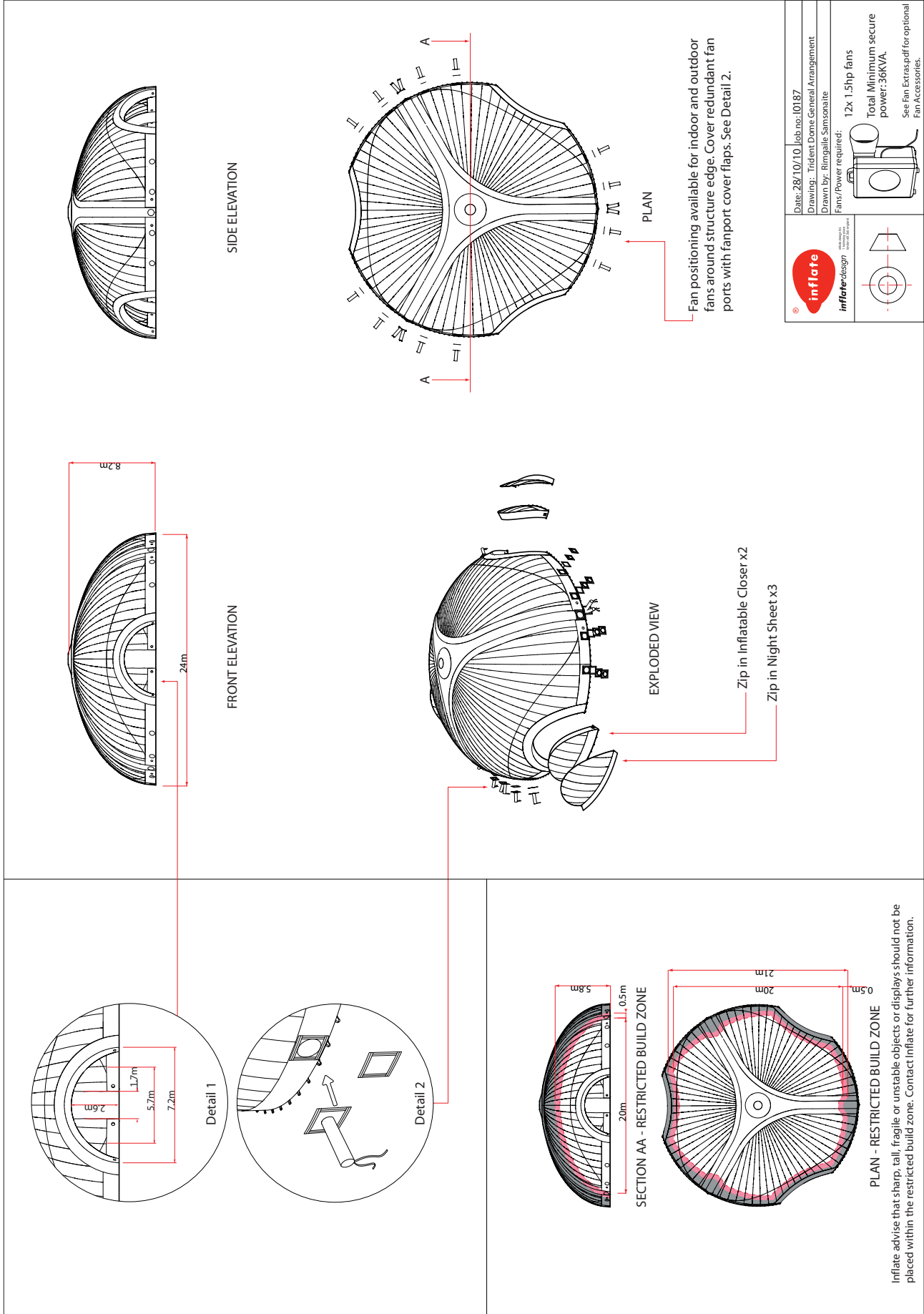
**NOTE:** The above refers to setting up the structures, fixing and inflation only. Minimums given are to achieve secure installation. Times may vary due to on site location factors, lack of access, weather conditions and other elements outside of Inflates control. Forklift and other lifting equipment maybe required on site. Inflate accepts no responsibility for damages to equipment or damages to inflatable structures, injuries to persons, or loss of earnings due to incorrect structure installation method.

## Product Enhancements

- Noise Reduction Equipment, Branding – Temporary / Permanent / Over Banners
- Ground Anchor Fixing • Plywood Shipping Crate • Glazed Doors • Lighting • Trussing • Flooring
- Complete Interior Design and Production Service • Coloured Fabric • All Spares of Core Package

**NOTE:** Please refer to separate PDF information for more detail on product enhancement. Please note the above technical data can be effected by additional product enhancements. Inflate reserve the right to add or remove product enhancements from Inflate product range without prior notification.


# Dimensions & arrangement



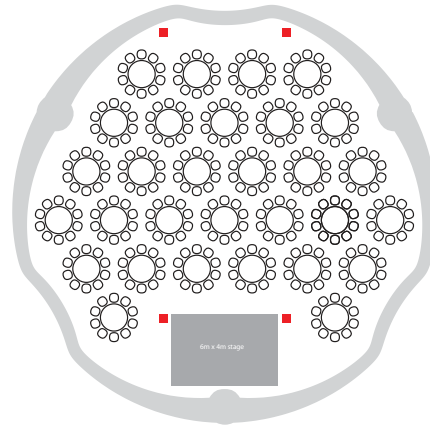
# Capacity

## Guidance for interior use

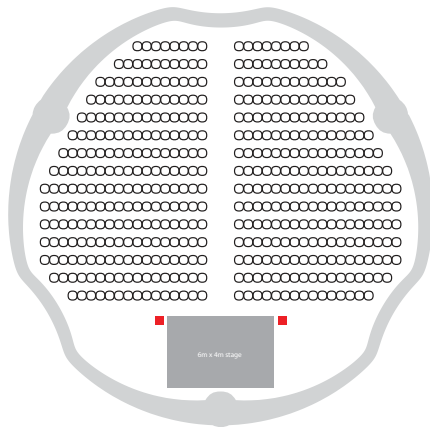
Due to the unique nature of the Inflate structures the interiors are used for a vast range of functions with varying layouts. The layouts within this document demonstrate how to best optimize the space for dining, conference, presentation, and exhibition layouts.



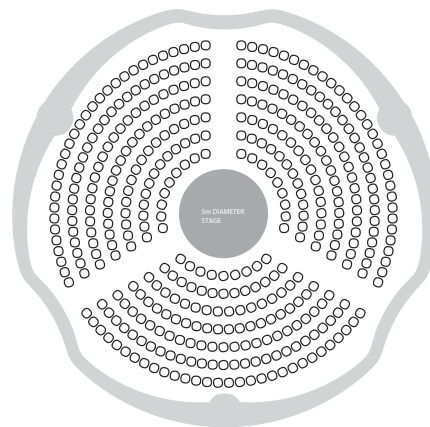
> 37 TABLES  
370 SEATS



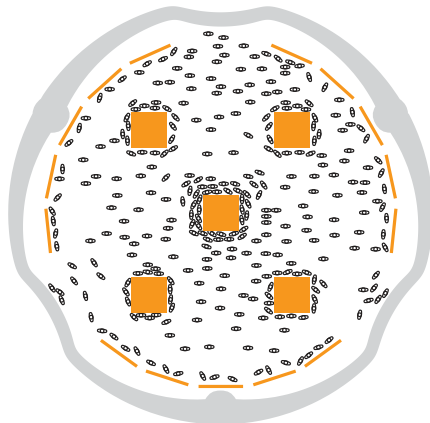
> 30 TABLES  
300 SEATS  
6x4m STAGE








> 454 SEATS  
6x4m STAGE



> 414 SEATS  
5 m DIAMETER STAGE

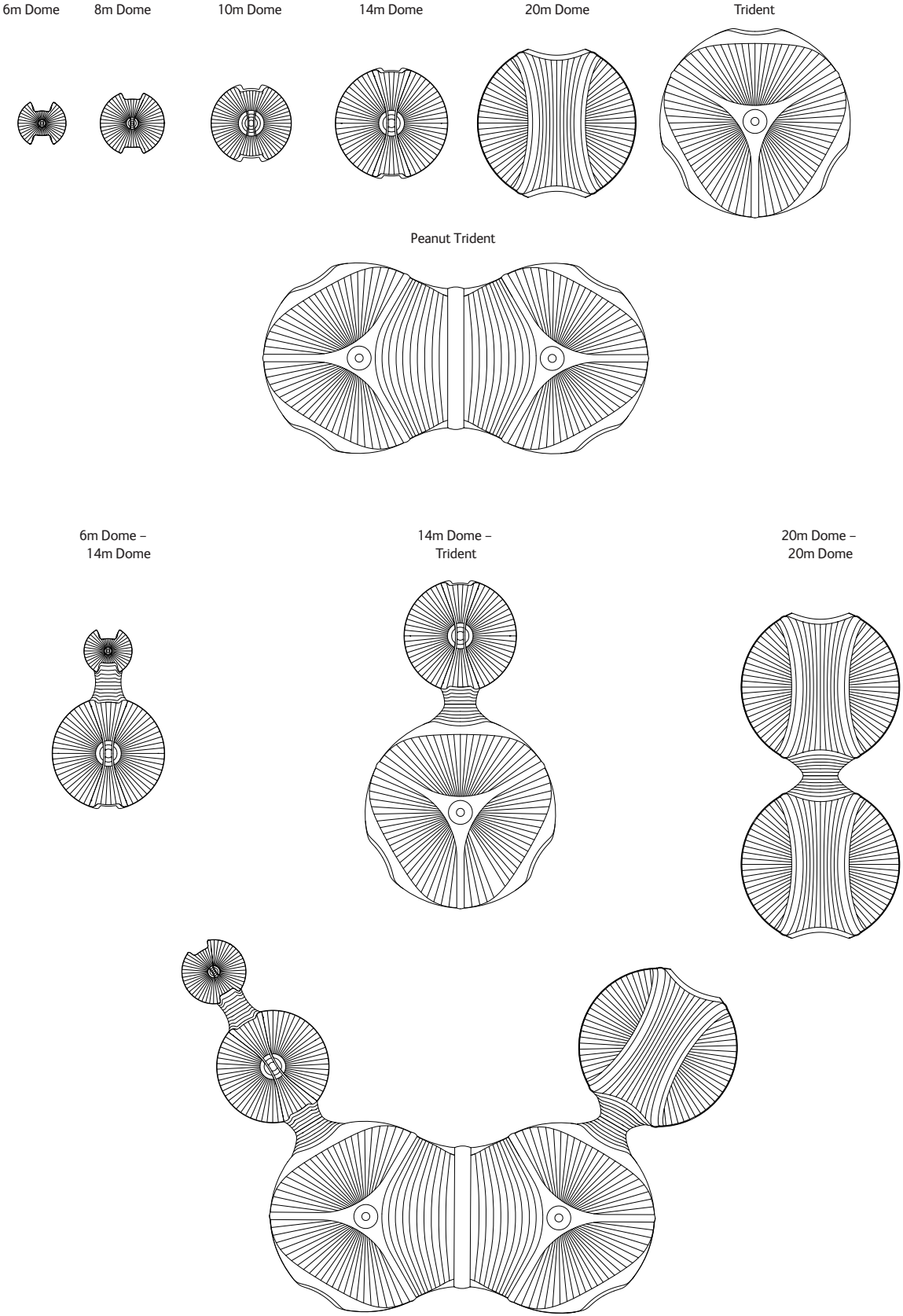


> EXHIBITION  
1800 PEOPLE

-  TABLE + 10 SEATS
-  STAGE
-  SPEAKERS
-  EXHIBIT
-  PEOPLE (BASED ON 1 PERSON PER M SQ)

# Modularity

Inflate's range of Domes are completely unique and can now be interlinked to create dynamic open space and zones using the connecting tunnel system. Whether it is linking two Domes of the same size or numerous combinations, the space provided is only limited by the user's imagination.



# Useful bits

## Doors & Closures >

The structures come with light weight zip in night sheets. These are purely to create temporary closure to the space and should not be considered as a permanent security closure. Guidance notes are provided on how to put these in.

## Bespoke Colours >

The fabrics used by Inflate as well as being fire retardant are UV stable. These structures use a bespoke specially died colours and as a result the effect UV cannot be guaranteed.

## Fabrics and Materials >

All the structures are constructed from Rip Stop Nylon and Polyester reinforced PVC. Other fabrics can be used in the production subject to the tests and costs.

All fabrics are tested for performance of flammability for textiles used in the construction of marquees and similar textiles structures to European wide standards:

EN 13501, awarded class: A2/B-s2,d-0.

Specific country fire test certificates are available on request

\* If there are any fabric test requirements in addition to these – please ensure this is advised prior to ordering as additional treatments and costs may need to be applied.

## Lighting >

No lighting has been specified with this structure. Inflate does offer a range of LED and Florescent lighting to enhance the evening effect of the structures. Florescent Internal lighting provides lower wall ambient lighting effect. The LED lights can be used as colour changing spot lights or wall washers. If an internal trussing systems is part of the package this can be used to mount lighting for specialist lighting effects. Inflate will liaise with Lighting specialists to help tailor their buildings where possible to enhance this product offer. All the inflate structures have zips around the base to allow lights to be mounted in the walls.

## Trussing >

All Inflate structures are designed to free stand without internal trussing. Internal trussing can be offered and designed specifically for each of the structures as an architectural enhancement that can be used to enhance the interior with lighting / projectors / plasma screens acoustic speakers etc. The Trussing will further aid the wind performance of the buildings by reducing any deflection that could occur in high wind loads. Structural trussing for permanent installations is developed and produced upon site specific requirement and request only.

# Useful bits

## Wind Loading >

We recommend that all of our structures can be used in wind loads of up to 30mph based on the standard ground fixing specified in this document. The structures will stay fixed in higher wind loads but there will be an increase in the movement of the building as wind levels rise.

It is the responsibility for the site manager to assess if they wish to shut the structure until winds drop. We recommend if wind levels rise and the structure starts to move more than +or- 500mm in the wind that any item inside that could cause damage to the structure or any interior fit out is moved until the wind drops and the deflection decreases. It is very important that there are no sharp edges pointing towards the inner skin of the structure or they have been covered with protective foam. Inflate can provide specific guidance on this when interior plans are supplied.

The structure can be further enhanced with internal trussing to achieve full building regulations for permanent installations.

As a company Inflate cannot be responsible for weather conditions and the health and safety on site is always the responsibility of the projects site manager.

Please note in extreme cases the air pressure in the structures can be effected by altitude and atmospheric pressure. If the structure appears to be soft and moving a lot in lower winds please follow the guidelines in the trouble shooting section. Please see windloading engineering report section for further details on requirements for use in various windspeeds.

## Doors & Closures >

Most of our structures come with light weight zip in night sheets and inflatable zip in closures. The structures can also be fitted with aluminium doors. These doors come as double or single openings subject to the design, and can have push bar fire latches. The doors are recommended for use with ply decking or aluminum adjustable decking, but can be used directly onto other ground surfaces subject to site conditions and client expectations. Airclad doors are available for the higher specification architectural designed solutions.

## Noise Reduction >

No noise reduction requested or supplied with this structure.

This structure uses 1.5hp fans which run at 90db and for most outdoor events this sound will dissipate. Inflate have developed its own patent pending noise reduction system for the outdoor fans. This will reduce the noise to 50db at source and down to 40 db at 15m. This is on par with standard ambient noise outside a city! The noise reduction units allow the structures to be used as intimate working spaces as well as big launch events and parties. These noise reduction units can be be retro fitted to this building.

# Useful bits

## Transportation >

This structure is supplied in a one way shipping crate. Inside the crate the structure is packed into its own transport bag. We recommend this structure is re packed into a reusable transport crate if the structure is going to be touring around to many multiple locations. When lifting the bag with the structure in all the load must be distributed evenly around the straps supplied.

## Warranty >

Inflate offer a one year warranty which covers the quality of fabric, manufacture and suitability for use, in line with our Inflate Build & Care Manuals. However, due to the nature of use and conditions in which some structures are erected, Inflate reserve the right to inspect, decide and advise on a suitable course of action in conjunction with this warranty.

Any additional enhancers to the structure, such as lighting & flooring will obviously affect the 'Min Set Up Time' as shown above and should be taken into account for any event. All dimensions, weights and timings and general details in this document are subject to change, and Inflate maintain the right to change these at any time it sees fit. For further information on this please contact us on [info@inflate.co.uk](mailto:info@inflate.co.uk)



Designed in London made in the future